


高性能喷水织机控制器

High Functionality Water Jet Loom Controller

SD-880




SD-880
双喷/三喷水织机控制器
2 Colors / 3 Colors Water Jet Loom Controller

可搭配产品 Connectable products

操作面板
Control panel



7寸触摸式面板
7 Inch Touch Panel



U盘
USB Memory




操作面板
LCD Panel

储纬器系统
Feeder System



双喷/三喷
2,3 Colors

储纬器
Feeder



储纬器控制系统基板
Feeder Drive Board



SDP系统
SDP System (Hook Pin)



夹纱器
Gripper



交换水阀
Change Valve



补水阀
Pumping Valve

主马达
Main Motor



DENKEN - FUJI
2.2 kW
2.6 kW
3.0-5.0 kW



DENKEN - TOSHIBA
2.2 kW
2.8 kW
3.0-4.0 kW



JDI-225A
JDI-150A

织机专用超启动变频器
Rush-starting inverter
only for jet loom machine

送经/卷取控制器系统(单经)

E.L.O./E.T.U. Controller System(Single)

*各公司生产伺服系统
*Servo System
made by various companies



送经
E.L.O.



卷取
E.T.U.



张力传感器
Tension Load Cell

送经/卷取控制器系统(双经)

E.L.O./E.T.U. Controller System(Double)

*各公司生产伺服系统
*Servo System
made by various companies



送经1
E.L.O.1



送经2
E.L.O.2



卷取
E.T.U.



张力传感器
Tension Load Cell